

Key figures 2020/21

Sales volume
+4.6%

2.2
million tonnes

EBIT
+18.9%¹ in local currencies

566.7
CHF million

Net profit
+24.2%¹ in local currencies

384.5
CHF million

Free cash flow

355
CHF million

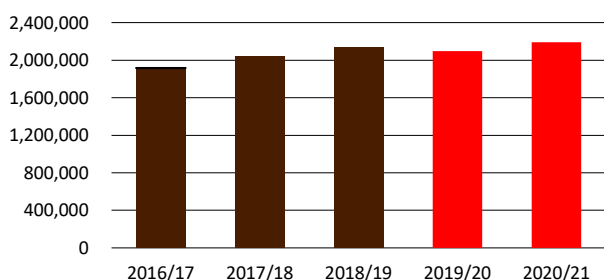
Proposed dividend
40% payout ratio

28.00
CHF per share

¹ Compared to prior-year Operating profit (EBIT) recurring and Net profit recurring.

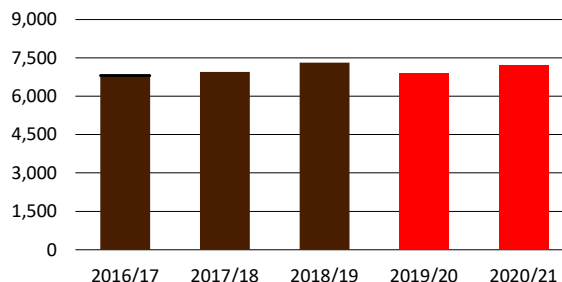
Sales volume

In tonnes



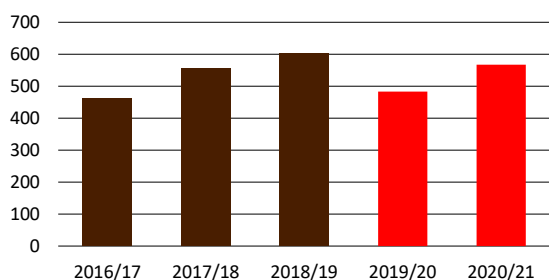
Sales revenue

In CHF million



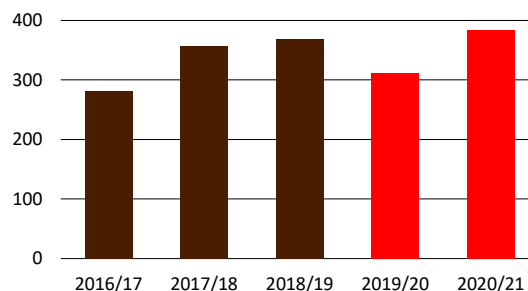
EBIT

In CHF million



Net profit

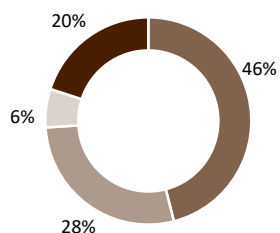
In CHF million



Sales volume by Region

In tonnes

EMEA	997,324
Americas	610,133
Asia Pacific	138,396
Global Cocoa	445,719



Sales volume by Product Group

In tonnes

Food Manufacturers	1,498,496
Cocoa Products	445,719
Gourmet & Specialties	247,357

