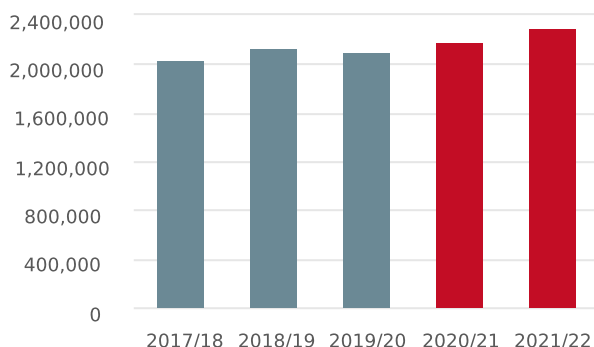


Key figures 2021/22

Sales volume	EBIT recurring²	Net profit recurring²	Free cash flow	Proposed dividend
2.3	624.7	428.5	266.2	28.00
million tonnes	CHF million	CHF million	CHF million	CHF per share
+5.3%	+13.5% in local currencies	+14.1% in local currencies		43% payout ratio

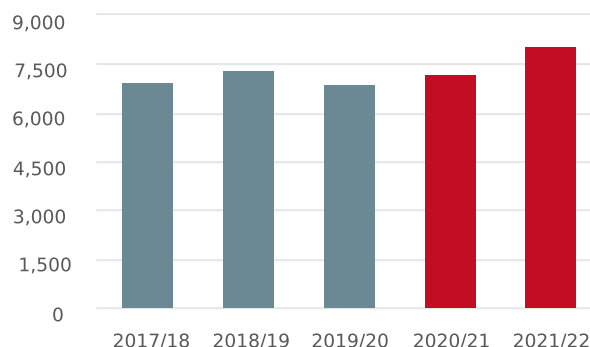
Sales volume

In tonnes



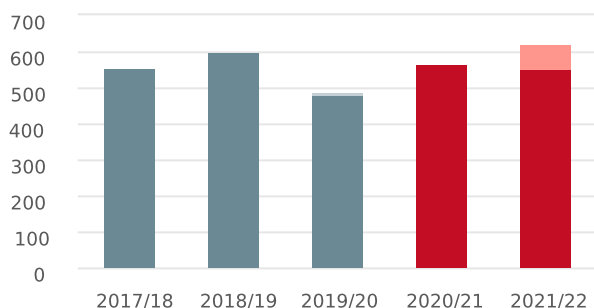
Sales revenue

In CHF million



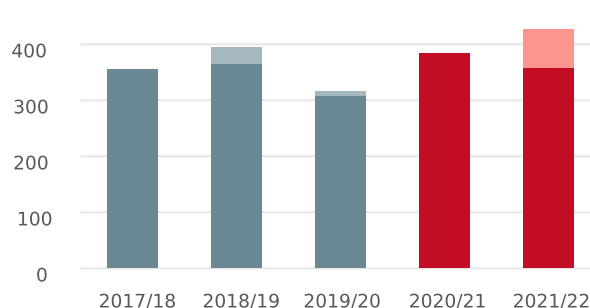
EBIT reported

In CHF million



Net profit reported

In CHF million

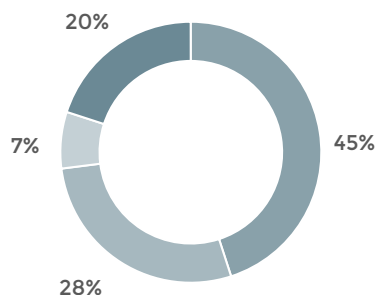


EBIT recurring²

Net profit recurring²

Sales volume by Region

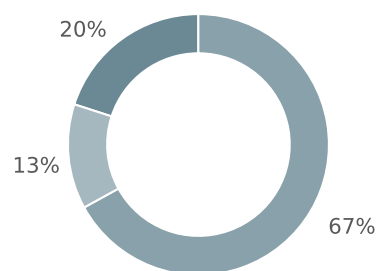
In tonnes



EMEA	1,040,018
Americas	649,389
Asia Pacific	160,304
Global Cocoa	456,970

Sales volume by Product Group

In tonnes



Food Manufacturers	1,550,019
Gourmet & Specialties	299,692
Cocoa Products	456,970

² Please refer to page 175 for the detailed recurring results reconciliation.